



VEHICLE CLUB
Wellington (inc)



VEHICLE CLUB
Wellington (inc)



October 2006

The Official Magazine of
The Cross Country Vehicle Club (Wellington) Inc
PO Box 38-762, Te Puni, Wellington



For non
Members

www.ccvc.org.nz

Cross Country Vehicle Club (Wellington) Inc
PO Box 38-762, Te Puni, Wellington
www.ccvc.org.nz



VEHICLE CLUB
Wellington (inc)

Life Members

Tom Adams	Graham Barr	George Bean	Leith Bean	Peter Boniface (Deceased)
Stuart Brown	Andy Cockroft	Owen Farghar	Mike Gall	John Hughes
Bob Jeffrey (Deceased)	Heather Jeffrey	Ron Johnson	Steve Lacy	Colin Landy
Phil Lewton	Vern Lill	Bruce Mulhare	Raynor Mulhare	Ron Oliver (Deceased)
Peter Osborne	Ross Perkins	Grant Purdie	Tony Street	Ron Wadham

**The club meets at 7:30pm on the 2nd Wednesday of each month
at the Petone Working Mans Club, Udy Street, Petone.**

MAGAZINE CONTRIBUTIONS

This is your magazine so it can only be as good as the contributions you make!! We need any articles, trip reports, technical items, "How-To's", etc to be in the hands of the editor by the end of each calendar month. Please post to 34a Hine Rd Wainuiomata, fax to 04 914 8366 or email to newsletter@ccvc.org.nz

SAFETY POLICY

Should any members fail to return from any outing, four wheel drive or otherwise, whether as a club member or as a private individual, the following person/s should be contacted in the first instance:

Jim Johnson - 938 9404 (Hm) or 021 389 404

Gavin Holden - 025 249 1959

Rodney Bracefield - 234 8887 (Hm), 914 8383 (Wk) or 021 488 808

DISCLAIMER: The opinions expressed in this magazine are those of the contributors and not necessarily those of the club, it's executive or committee members. Publication of maintenance techniques or mechanical modifications should be weighed against generally accepted procedures and the Club should not be considered an authority in this area. The mention of products, service procedures or service organisations herein does not constitute endorsement by the Club, the Cross Country Chronicle or it's Editor.



Editorial Ramblings

Hi there

Still not much to say this month, as still been too busy with house renovations to go 4wding anywhere interesting.



Cover Pix: Plastic Bay clean up photo ex Wellingtonian newspaper.

Table of Contents

P. 4	Club Requirements
P. 7	Advanced Driver Training
P. 5	Vehicle Inspectors & Upcoming 4WD Events
P. 8	Welfare
P. 10	Deadwood Ridge
P. 13	Odlins Road
P. 14	Committee Highlights
P. 16	Ohinewairua Station
P. 21	Fundraising Results
P23	Christmas Party
P27	Club Champs Round I
P. 28	Trip Information Sheets
P. 39	Trip Categories
P. 41	Trip Calendar Database



Equipment Required

In accordance with club policy, the following equipment is required on all Club trips:

1. Front and rear tow hooks, correctly fitted
2. Shovel
3. Fire extinguisher
4. First-aid kit
5. Basic tool kit
6. Kinetic rope or strop
7. Roll bar or cage for all open / soft top vehicles
8. Spare tyre and wheel changing equipment

If these items are not present in your vehicle at the beginning of a trip, the trip leader has the authority to exclude you from the trip. Details are set out in the Club's Vehicle and Equipment Inspection document. All member vehicles going on club trips must display a current club vehicle inspection sticker.

Trip / Convoy Rules:

1. The trip leader is always in charge. Please recognise their authority follow their instructions and give him / her the respect they deserve
2. No dogs or firearms
3. Guests on a Club outing are the responsibility of the Club member who invited them
4. No drinking and driving
5. Keep the vehicle immediately behind in sight. This is particularly important when you come to a turnoff. There is no excuse for vehicles taking the wrong track because of the driver in front not obeying this rule
6. Keep your position in the convoy i.e. no passing
7. Watch vehicle spacing on public roads to ensure that public vehicles can pass in safety
8. Make sure the vehicle in front has cleared an obstacle before you attempt it
9. If you must leave the convoy, inform someone
10. Respect the environment
11. Expect to provide a write-up and / or photos for the Club newsletter from time to time if you participate in Club trips.



Trip Categories

Please be aware that the trip category requirements and any *additional* requirements as detailed on the Trip Information Sheet for the trip will be strictly enforced for safety reasons. The Trip Leader is able to waive a particular requirement for a trip, if the circumstances of the trip permit. The Committee requires Trip Leaders to turn away vehicles or drivers that do not comply. The updated trip category definitions are included towards the end of the Chronicle.

It should also be noted that if a trip does not have a Trip Information Sheet in the Chronicle or it doesn't appear on the CCVC website, then it may not be an official club trip and the club insurance policy may not apply.



Vehicle Inspectors

Dayal Landy
Gold Coast Mechanical
2 Epiha St
Paraparaumu
Ph. 04 902 9244

Antony Hargreaves
Epuni Motors 1987 Ltd
2 - 6 Hawkins St
Lower Hutt
Ph. 04 569 3485

Dave Bowler
Bowler Motors Ltd
11 Raiha St
Porirua
Ph. 04 237 7251

Gary Young
VTNZ Upper Hutt
847 Fergusson Dr
Upper Hutt
Ph. 04 527 0501
or 025 686 7689

Grant Guy
Richard Blair
G Guy Motors
61-63 Thorndon Quay
Wellington
Ph. 04 472 2020

Carl Furniss
Wellington 4WD Specialists
26 Hawkins Street
Lower Hutt
Ph. 04 976 5325

Jim Johnson
Ph. 04 938 9404 or 021 389 404

NB: Please remember to call and make an appointment before turning up for an inspection!

Upcoming Events

Oct 14: Auckland 4x4 / ARB / Come Up Winch's Continuous Winch day. Non-competition, full-on fun day for those that have some experience and would like more. Contact Duncan Munro on 09 292 2825 or www.pukerau.co.nz

Oct 14: Westown Scouts are holding a fundraising event. This is a trip that is popular with the 4WD community. For details see www.westownscouts.org.nz

Oct 21-23: The Northland Gold Rush. A tag-along in the far north, visiting the Crunchie Trail, the Kauri gum fields and 90 mile beach. Contact Muddy on 027 577 3790.

Oct 21-23: Canterbury Landrover Owners Club 40th Anniversary. All members, ex members & friends welcome. For details see www.clroc.net.nz/40anniversary.html

Oct 22: NZFWDA Rally Trials. Being held in Wellington by (I think) Valley Club. Please see www.nzfwda.org.nz for details.

Nov 18-19: NZ4WD Magazine Readers Trip - Woodhill. Two one day trip in Woodhill Forest, Auckland. For more info contact subs@adrenalin.co.nz

Nov 19: Otago Rescue Helicopter Trust Fundraising Family Fun Day. Organised by the Otago recreational 4WD Group & to be held near Dunedin. For details please email lowery@xtra.co.nz

Details in the column appear courtesy of Sam Parker, publisher of the New Zealand 4WD and Sportvehicles magazine. Potential participants should contact the event organiser; CCVC cannot take responsibility for any changes or inadvertent inaccuracies.



**VEHICLE CLUB
Wellington**

CLUB CLOTHING - ORDER

Complete Clothing Requirements
(size, quantity and totals),
Together with Delivery and Payment details and Post
or Fax to

Arrow Products Ltd

FREEPOST 3265, PO BOX 38 385, WELLINGTON

Tel (04) 589 5888 Fax (04) 569 6307

Toll Free 050 UNIFORM or 0508 643 676

CODE	DESCRIPTION	SIZE						QTY Req	Unit	TOTAL \$
		S	M	L	XL	XXL	3XL		Price \$ GST inc	
901	Striped collar Polo Shirt - Beige								36.15	
902	Black Collared Polo Shirt - Beige								41.20	
903	Explorer Jacket Black/Brown sleeves								157.50	
904	Vest Moss								60.00	
905	Polar Fleece - Black - Blue - Green								65.25	
907	Cap Black/Brown Peak								19.75	
908	Cap Linen/Black peak								19.75	
908	Beanie Black								15.00	
	Delivery								6.00	6.00
	Cheque/Credit Card charge value									

343	Brown, Lined Oil Skin Vest								89.00	Refer Paul Adams
344	Brown, Lined Oil Skin Forrester Jacket								149.00	Refer Paul Adams

ORDER AND DELIVERY DETAILS

ORDERED BY: _____ DATE: _____

DELIVERY ADDRESS: _____

PHONE: _____ FAX: _____

PAYMENT DETAILS

Please find enclosed:

☐ CHEQUE (Arrow Uniforms Ltd)

Please charge my credit card:

☐ BANKCARD

☐ VISA

☐ MASTERCARD

☐ DINERS

☐ AMEX

CARD NUMBER:

NAME OF CARDHOLDER: _____ EXPIRY DATE: _____

SIGNATURE: _____

The club has the following sub committees running currently

- **60k:** Grant Purdie with Antony Royal, Bruce Mulhare, Eric Bon, John Vruink & Mark Wolstenholme
- **Club Recovery:** Rodney Bracefield
- **Deadwood:** Roger Seymour
- **Police SAR:** Jim Johnson and Gavin Holden
- **Safety:** Andrew Farmer with Carl Furniss, Grant Purdie, John Kowalczyk & Ray Harkness
- **Trip Leaders Forum:** Carl Furniss with any trip leaders who turn up
- **Web Project:** Mark Wilson with Andrew Farmer, Grant Purdie, Jay Montilla, Jeremy Ackley & Marcel van Dorrestein
- **Radio:** Jeremy Ackley with Jim Johnson, Grant Purdie, John Kowalczyk, Phil Lewton, Ray Harkness, Rodney Bracefield & Mark Wolstenholme

The club also has the following external organisation liaison people

Akatarawa Recreational Access Committee: Grant Purdie & Giles Sullivan

Foxton Beach Coast Care: Grant Purdie & Bruce Mulhare

Friends of Belmont: Roger Seymour

Greater Wellington Regional Council: Grant Purdie & Ralph Dobson

Horowhenua District Council: Grant Purdie

Public Access New Zealand: Ralph Dobson

Tread Lightly!: Ralph Dobson

Advanced Driver Training 05/08/2006

Andrew Farmer planned the day to be in a similar format to the club champs – i.e. he had set up a number of hazards to be attempted – but with a focus on trying different techniques and learning rather than being a competition. This meant allowing multiple attempts at each hazard, and no scoring. We also all did the same hazard at the same time so we could learn from each other's attempts and chose not to attempt a hazard if it looked too damaging.

The first hazard was a sharp, rocky drop down into a small creek and back up the other side. Andrew demonstrated this with a very slow, controlled descent and a quick bit of welly to get back up. Gertrude's short wheelbase, impressive approach and departure angles and long articulation made the whole process look easy. It was soon evident that our shinier vehicles made heavier work of the hazard. Generally people seemed to be taking the descent much faster than Andrew did, and relying much more on momentum to

(Continued on page 8)

(Continued from page 7)

get out of the creek. Possibly this was because the more limited articulation and longer overhangs of most shiny trucks meant hanging up on rocks and spinning wheels where Gertrude would just keep going. After listening to all the bangs and scraping of bumpers, I decided that there was no way I would get through without clearing some rocks and lengthening the slopes down the banks, not the aim of the day, so chose to skip this hazard. The damage tally was a couple of dented / twisted bumpers a rather bent exhaust pipe and one truck now with only rear wheel drive after something snapped in the front drive system.

The next two hazards were another steep descent dropping about 5m with either a sharp turn then up a short, sharp, slippery bank (hazard 2) or with a sidling through a creek followed by a cross axle exit (hazard 3). Apart from keeping the descent under control, the only issue with these hazards was a rock on hazard 2 in just the right place to catch a bumper on the way back up the slippery bank. I went first, took the corner at the bottom of the drop a bit wide then in trying to avoid the rock, I took the climb too gently and slid back onto the rock, needing a strop out. Having shown what not to do, most people seemed to have no trouble with this hazard, so I had another go and got through no problem. The creek exit was no problem although it took a bit of work with cadence braking and alignment for most people to overcome the cross-axle on the exit. The only damage on these hazards was a quite shiny disco that took the descent too fast, taking out the driving light in the front bumper and part of the back bumper. In all fairness to the driver, the problem was that the tyres were not holding on the descent. Maybe this is because shiny trucks are heavier than the hard yakka ones.

The final hazard before lunch was a sidling on a grassy bank. Peg placement was a bit optimistic since it was so slippery that keeping within the pegs was impossible, but great fun was had by all crabbing across the bank. This was also a great place for the young kids with us to get REALLY dirty during lunchtime.

Other lunchtime entertainment was a short hazard across a little ditch. While the ditch itself was easy to get across, approaching at an angle to keep within the pegs made it harder with several people ending up parked

(Continued on page 9)

Welfare

Our thoughts are with the following people:

Rodney Bracefield (contracted hepatitis whilst on a business trip to Fiji)

Geoff Lowe (father recently passed away)

(Continued from page 8)
sideways in the ditch.

After lunch we were introduced to a long triple hazard consisting of driving into, down and out of two creeks, with a short loop up and down a hill in the middle. Although tight and needing slow manoeuvring and careful positioning, the creek runs proved no real problem. The hill climb was another story. It was so slippery only one truck made it up and watching him come back down was quite exciting.

We then got into the mud. A short mud run saw a few people cross-axed on the way out, but generally no problem, then we got onto the big three. The first was a loop down into a bog, through the bog round a tree then out via a dip into a muddy creek. A few people go through OK, some just managing to keep moving in the mud. I got through the mud OK but took it too gently going into the final dip, and when I used some welly to get out I spun the back wheels and formed a nice bridge across the dip. Fitting the strop was VERY muddy work but I learnt that 6" of mud is very comfortable to lie in! I just got cleaned up in time to see a few other trucks needing a strop to get through the bog behind the tree.

Attention then shifted to the second mud run. This was into and down a boggy creek, with a near vertical bank to climb out at the end. Getting to down the creek was relatively easy, but getting up the bank was another matter. In most cases a tow was needed to get out. Damage included a rear bumper and a front number plate.

Some people tried the third and very slippery and technical run, but this was not as entertaining as the previous bog, and time was starting to run out,

(Continued on page 10)

KING TOYOTA

"Where customers become friends" UNMD



Providing community support
for more than 25 years,
while selling & servicing
all makes and models



We offer an extensive range of
New Cars, Signature Class vehicles
and Quality Used Vehicles.



DAIHATSU

PHONE 920-7770



TOYOTA

(Continued from page 9)

with most people choosing to clean up and re-inflate tyres.

Overall I found this to be an excellent day from which I learnt heaps, especially about where to take it more gently and when to use some welly. Thanks for the effort you put in Andrew, and thanks to the Pattersons for the use of the property.

David Coxon
K247

VEHICLE SERVICING AND REPAIRS
DIESEL AND LIGHT ENGINEERING SPECIALISTS



Dayal Landy
2 Epiha St.
Paraparaumu

Ph: 04 902 9244
Fax: 04 902 9243



Stockists of
Black Rat
Recovery
Equipment

Around the Akas to Deadwood Ridge – 19th August 2006.



Saturday started with grey skies and drizzle. The trip out to the Totara Park meeting place was smooth and even produced some patches of blue sky. Approximately ten trucks gradually assembled as Leon checked safety stickers, collected the trip fees and greeted all. A couple of soon to be members, some familiar faces,

(Continued on page 11)

(Continued from page 10)

and of course me newly returned from the big smog and happily rejoined in the club. Tire pressures were lowered, drivers brief conducted, gate opened and off we go.

We were greeted by a scenic panorama looking south-east as we proceeded up along the ridge line towards the start of the forestry area, and Mother Nature kindly provided just enough of a break in the clods for blue skies and sun. It was rather amusing to watch the digital cameras popping out the driver's widows and snaps being grabbed as the little convoy progressed.

We travelled up through the start of the forestry block along several very well groomed logging tracks. Nice and easy, beautiful scenery, and the occasional horse rider. We stopped for a morning tea break after one of two slightly rutted tracks (little bit of fun there) just before our first stream crossing. Great opportunity for the kids to get out exploring and throw a few stones into the stream. One of the soon to be members commented how different it is to be driving these tracks in a 4WD compared to scooting up on their trail bikes (& how much fun it was).

We continued on up slowly climbing north-east until we got to the clearing by the turn-off to The Rock Garden. The skies had clouded over again, temperatures were colder, and a steady drizzle had settled in. Leon pointed out the sights and explained that we were looking across towards Staglands on the opposite ridge (well we were trying to). Lunch break and most went for a walk down to see The Rock Garden. Conversations were held about the different types of trucks, and who does the trip report. Some bright spark volunteered that it is usually the first person to get stuck that writes the trip report (Mmm, was that me?).

We packed up lunch & started back the way we had come. I had borrowed a club radio for the trip and enjoyed listening to the snatches of conversations on the way back about exploring other tracks for another trip, and just how far a fire



(Continued on page 12)

(Continued from page 11)

truck really can go! A suggestion of crossing the river to wash the underneath of the trucks was sent out so we turned off down to the river. Nothing too deep and a little bit of fun wandering across the slippery rocky river in the shallow area. Most came down and returned via a gentle access area but there was a nifty little cutting in the bank, narrow & steep but fun looking, that a few had a go at. Of course that included me, after watching from the river bank to see how it's done. Going up wasn't too bad, a little bouncy, but I was determined to make it. However the going left, instead of everybody's else right at the top, proved to be interesting. There is a charming drainage ditch to the left and of course I ended up drivers side high, & passengers side resting on the bank courtesy that lovely little ditch! The usual debate of how to get out resulted along with some great moments of truck mounting by the boys (I hope they put the photo in to explain that comment). Some spade work (thanks guys) and a little bit of a strop (or two) and out she comes. Sadly The Lady (that's the name of



my truck) was now one mud flap & a rear wheel flare reduced, and the slightly curved rear panels are now flatter! Nothing structural, and with the creative genius of a piece of string all was well to continue. Email addresses

were swapped so I could see the photos later, must admit the adrenalin had kicked in by then & I was just a little hyperactive.

We proceeded on without any further event back to the meeting point. Goodbyes were said & a great day was had by all.

Thanks to Leon for a good day.



《 DIESEL & TURBO 》

are proud to be associated with the

Wellington Cross Country Vehicle Club

Find us at 63 - 65 Waione St, Petone
Tel: 04 568 9218 Email: Tom@dtw.co.nz

For comprehensive performance and maintenance
Products including



Available to club members on presentation of their current membership card at a

Discount of **20%** off trade

Steves Odlins Road Trip 3rd September 2006

As we hadn't taken our TJ Wrangler into Odlins Road, we thought it was about time to do so. We met at the top of the hill at just after 9:00am, and waited for the rest of the team to arrive.

We consisted of Steve 104 and his friend Jen - Surf, Phil and his son Jack - Mitzi Pajero, Dave and his neighbour in Daves Wrangler, Terry in his LWB Safari, Charles and Ken Odlin in a Pajero, and Nicky and I.

At around 9:30 we headed out, small wheels at the front and big wheels at the rear. The trip to the the first side track was uneventful, and we went right down to the bottom, and turned around on private farmland. Since my last visit someone has removed the gate. We turned around and headed back up, I thought we may get stuck on the way up as our tranny skidplate hangs very low. Sure enough we bellied not too far from the top, and Steve had to give us a little assistancehence the trip report.

We next headed down the cable track, this was something new for us. I even contemplated nicking the cable for my winch, but thought it would surely weigh more than the Jeep.

(Continued on page 14)

CCVC Committee Highlights September 2006

New Members: Fran and Glen Bearman

Direction of the club: The committee discussed the direction of the club and determined that, for now, they were comfortable with the clubs direction. It was not anticipated that membership should be capped nor should we actively seek members as the membership currently remains steady and has done so during the last couple of years. Any comments that members may have in this regard will be appreciated.

Vehicle Inspections: These should have been completed by now

Subscriptions: These are overdue now.

Membership Stickers: The new membership stickers for the 2006 / 07 year, for members that have renewed their subscriptions, have been produced and will be issued shortly.

Trip Ideas: Ideas are required of new places and types of trips as people are tiring of going to the same old places.

(Continued from page 13)

We then headed up to the Renata car park. At this point I had a brief chat to Ken Odlin. Ken used to own the road. He sold it to DOC back in the early seventies. Ken pointed out that it was a requirement of the day that every large block of land had to have a school block incorporated in its structure, and the school block for Odlin's Rd is on the right hand side of the car park when heading down the hill. Ken also pointed out that some of his property drooped over the eastern side of the ridge, and the Otaki catchment area claimed this land back up to the ridgeline.

Whilst having lunch we discovered Daves TJ had been overheating quite severely, and appeared to be due to the fitting of an oil cooler to the front of the radiator.

After lunch we headed down to the hut. The track down to the hut has deteriorated a lot since my last visit. Phil Collins corner has had some major damage, and someone has kindly cut their way through the debris, the track is stable enough. Further down we crossed two streams that had seen a lot of water in the last few months, but were easily negotiated with a little care.

We arrived at the hut and found the normal amount of Graffiti, and vandalism. Nothing too serious though, but all the same very disappointing. It was decided that we would travel down to the river, cross the river and turn around there, as there was more room than outside the hut.

(Continued on page 15)



Firestone

BRIDGESTONE

Tyres, Springs, Shocks and Lift
Kits are now available from
Firestone Direct in Petone.

Contact Phil on 568 5045

(Continued from page 14)

The trip back up to the car park was good, and as long as we watched the sharp corners with their dropoffs, there were no incidents.

We stopped again at the car park and had another look at Daves TJ, we poured all the liquids into it that we all had, including a few different flavoured waters, and other exotic beverages!! Dave was happy and keen to carry on.

We next stopped at the Cross Roads, Steve moved out the way, and I was next in line, so I pointed the Jeep up the hill hit the loud pedal and surprisingly got good traction. We made it to within about a metre from the top, but could not climb the last metre. We tried a few times, and reversed down. One by one, the others tried, but alas no-one made it right up, I felt better about our Jeeps efforts then.

We then all headed out to the road, stopping to give a lift to four young ladies who were tramping out, and who I think would not have made it out before dark. We all aired up, and said our goodbyes.

Thanks to Steve and the rest of the group for another great trip, and a great day out.

Gary And Nicky
K219

2006/07 Annual Subscriptions now overdue!!!

Could all members ensure that they have paid their annual membership for the year. *Failure to do so may result in members being liable to pay a re-joining fee of \$50.* Payments were due by 31st August so if you have not done so already, please make your payment. Payments can be made in person to the Treasurer at the September club night.

If you have not received your subscription invoice please contact the Treasurer as per the contact details in the front of the magazine

Would you like to receive club news announcements from news@ccvc.org.nz and do you have an e-mail address? Then drop our database administrator an email on database@ccvc.org.nz and you will be included on the news list. Note that this is not an automatic thing, you need to ask.

Are you a new member? Do you get the News emails from the club? Do you have access to the club's website memberzone? If not then have a word with a committee member as these are all ways in which the club communicates with it's members.

Some useful email addresses are:

Webmaster@ccvc.org.nz (general web site queries)
Lists@ccvc.org.nz (contact the person who administers the list serves)
Trips@ccvc.org.nz (contact the Trip Coordinator)
Newsletter@ccvc.org.nz (to send stuff to the newsletter editor)
Database@ccvc.org.nz (contact the membership database administrator)
Access@ccvc.org.nz (contact the Chairman of the Land Access Management Committee)
NZFWDAdelagate@ccvc.org.nz (contact the NZ Four Wheel Drive Association delegate)
Treasurer@ccvc.org.nz (contact the club treasurer)
Welfare@ccvc.org.nz (contact the club welfare officer)
David.coxon@xtra.co.nz (Club night photo submission)
Helpdesk@ccvc.org.nz (any general questions)

OHINEWAIUA STATION SPRING LAMB TRIP **led by John Vruink**

Ohine were ? I thought when I saw it on the trip list. Somewhere out the back of Taihape I was told, on the Taihape to Napier 'Gentle Anne' road. I had been that way a couple of times over the years on motorbikes and camping with family but as a new member of the club I thought some 4wding might be fun.

Friday afternoon I escaped from work about 3 and trundled up to Taihape, fueled up on diesel for the Surf and KFC for me and set off into the gathering dark. The dim glow of the Surfs lights were in stark contrast to my 'normal' vehicles glow. Found the woolshed with shearers quarters behind where everyone was, most having arrived earlier in the day and already been out for an afternoon drive.

(Continued on page 17)

SNATCH MASTER

high elongation nylon recovery straps

Minimum breaking load 8,000 Kgs
Offers similar elongation to nylon rope,
but requires less storage space.

Described by users in trials as 'magic,
the best product I have ever used !'

100% New Zealand made

Bring in your club membership card and
receive 15% discount off our Snatch
Strops, Shackles and Chains.

Standard lengths 6.0 metres & 9.0 metres
with special lengths manufactured to order in
either our Auckland or Christchurch factories.

Manufactured by **COOKES**
in
association with **DONAGHYS**

**AUCKLAND
FACTORY**

6-10 Greenmount Drive
East Tamaki
09 274 4299

**WELLINGTON
BRANCH**

2 Udy Street
Petone
04 568 4384

COOKES & TWL BRANCHES THROUGHOUT NEW ZEALAND

(Continued from page 16)

Saturday dawned bright and clear and we were all ready to go by 8 so John



said why wait and
of we went in a
convoy of 10
trucks. It was
soon obvious that
John knew the
station very well
taking us along all
sorts of side
tracks, some
great views of
Ruapehu and a
huge rolling valley
which John told
us had been a lake pre Taupo
eruption but an
earthquake had

caused a large rupture and the lake had drained away.

First event of the day was a charge up a steep grass slope with a couple of

(Continued on page 18)

(Continued from page 17)
trucks needing a strop to get them to the top. He who shall remain nameless in a Patrol had forgotten to put his front hook on. While getting it from the back box in the deepest darkest recesses Leon was bombarded with stuff falling out of the vehicle.



The day passed inspecting bogs from various angles and speeds, going up or down seemingly vertical slopes, negotiating farm tracks or trailing up the river with one deep hole up to the bonnet then climbing up onto the ridge lines some of which were Army land boundaries with a bit bush bashing in between for good measure. At one point Simon in his Patrol had to drive one front wheel up a bank so his 'bash plate' / splash guard that had bent against his steering could be removed.

The afternoon was spent crossing the lay of the land with frequent excursions into tight boggy little gullies, generally John getting through first sometimes after several attempts at getting as much 'air' as possible. Bruce in his



Jeep with his 'tractor' tyres was pretty impressive also. The rest generally requiring the help of a strop. 10 hours and about 70k later we arrived back at camp. There had been talk of a night drive but nothing progressed past that and everyone

(Continued on page 19)

(Continued from page 18)

was tucked up in bed before 10.

Sunday dawned fine and clear again, Howard wrestled with a tyre that had developed a slow leak and Wayne changed the universal that had been clunking the day before. We headed off to a different section of the station at 8.30 and by 10 the day



turned to custard for a couple of us. Howard in the Surf was negotiating a bumpy little clay gully



when a thunking sound started. At the regroup area after the gully Leon in his Rover set off up the next bumpy section and came slithering back down with no drive to his rear wheels. (blown rear diff) He was stopped up and the Surf clunked its way up. (blown front diff) It was de-

ecided we would go back out escorted by Ian to drag us up any hills if required while the others carried on with the drive. The Surf was found to drive OK in 2WD but Leon stopped due to grinding graunching sounds. It was decided we would remove the rear axles and prop shaft. To stop dust getting into the axle housing we made cardboard gaskets sealed with silicone, bolted on with the axle end bolts and further secured with duct tape wound round the end of the bolts. Boy racers would be envious of the end result.

(Continued on page 20)

(Continued from page 19)



Driving up the last hill out of the valley Howard saw Leon appear to drive over an old brake hub. At the next gate Leon seemed to fluff around and then parked across the track. He got out and said No hand brake. Looked under truck and no brake hub. Ah! says Howard I know just where it is and we roared down a couple of k in Ian's truck and there it

was on the side of the track. While waiting for the others to get back Leon cannabilized a couple of washers and secured the hand brake hub back on.

The others arrived back about 2.30 with John having a blown a radiator hose and someone else had a slow leak. What seemed like a wheelbarrow full of mud washed from around and



under the vehicle ended an enjoyable but for some expensive weekend.

Thanks John for arranging and hopefully I will have a stronger vehicle next time. Any one got a reasonable Cruiser 70 for sale maybe??


Howard Symmes



*Acknowledges and appreciates the
contribution of*

Cross Country Vehicle Club

As a valued Supporter



James Crow
Community Support

27 May 06

Date

In recognition of our fundraising efforts and generous donation.

Thanks to all our 4 wheel drive club members that got involved in the Clean ups over the weekend. Once again CCVC has been able to contribute to this great initiative of cleaning up our country.

Waitarere Beach - we cleared a mile of coast line (1.6 km) leaving the bags above the high tide line when full for collection later. The tide didn't drop enough to drive a 4x4 round so we started carrying them back (about 70 bags) but we managed to grab a young fellow that was riding around on a quad and roped him in to recover a heap of bags for us!

Foxton Beach - A good sized group managed to full a large trailer from the bowl and surrounding area (even though they said it was a lot cleaner then previous years).

Wainuiomata Coast - we had a small contingent cleaning at Wainuiomata Coast, they collected a trailer full of rubbish.

Eastbourne Coast - from the Light house back to Eastbourne. The crew there filled 30 large bags.

Plastic Bay over at Terawhiti Station - (always a favourite bay on that coast for the rubbish to wash up) a team of 20 had a large trailer and a ute full of rubbish.

On Sunday the trip up **Odlin's Road** started with a clean-up to finish off a successful weekend.... Now if we could just get our teenagers to clean up their rooms!

Cheers

Marcel van Dorrestein
CCVC Trip Co-ordinator

(See over to page 24 for a copy of an article that appeared in the Wellingtonian newspaper)

COOPER



TIRES

"Americas Most Trusted Tire"



C.C.V.C. XMAS PARTY



DATE

SATURDAY 18th NOVEMBER 2006.

TIME

5.30 PM TILL LATE MEAL SERVED FROM 7.30 PM

LOCATION

BATTLE HILL

MEAL

A RANGE OF BARBEQUE ROASTED MEATS
SERVED WITH A SELECTION OF FRESH SALADS,
GOURMET POTATOES WITH PARSLEY BUTTER
AND FRESH BUNS, GRAVY & SAUCES TO COMPLIMENT MEATS.
RANGE OF DESERTS AND CHEESE BOARD TO FINISH
TEA & COFFEE AVAILABLE.

DRINKS

BYO: GLASSES & OUTDOOR CHAIRS

ACCOMMODATION TENT SITES AVAILABLE IF YOU WISH TO STAY THE NIGHT

COSTS MEAL \$30.00 PER PERSON (CHILDREN UNDER 12 \$1.00 PER YEAR)

BOOKINGS REQUIRED FOR MEAL BY NOV CLUB

PHONE **JOHN VRUINK 5671142** OR **0274 439 981**
OR SEE ME ON CLUB NIGHT

PAYMENT

FULL PAYMENT REQUIRED BY NOV CLUB NIGHT

4X4 TRIPS

TRIPS ARE PLANED TO FINISH AT BATTLE HILL



In
Association
with

G Guy Motors
4WD Specialists

- 4 x 4 Accessories
- Cooper Tires
- Service & Repairs



gguy.motors@xtra.co.nz

472 9565

61 Old Hutt Rd, Thorndon, Wellington, N.Z.

Keep New Zealand Beautiful Trip

Ever wondered what happens to all the plastic rubbish that ends up in the sea? Just ask any member of Wellington's Cross Country Vehicle Club and they'll tell you that most of it ends up in a secluded bay at Terawhiti Station near Karori.

On Saturday (23 September 2006) about 20 club members cleaned up about one tonne of plastic rubbish from Te Ikaamaru Bay as part of Keep New Zealand Beautiful Clean Up Week. The unusually large amount of rubbish is the result of strong currents and winds and has caused the bay to be re-named Plastic Bay by the locals.

Terawhiti clean up trip leader Ron Wadham said he was amazed at the variety of rubbish his team cleaned up. "There was two huge plastic bouys, buckets, bottles and even a fluorescent tube that somehow had floated across the ocean and ended up on the rocks in one piece".



"The biggest item was a fishing net that was so heavy that it had to be pulled out from among the rocks and other debris with the use of a winch" he said.

The club also held beach clean ups at Foxton and Waitarere, the Wainuiomata Coast and Eastbourne.


FOR SALE

1988 Toyota Hilux 4x4 2.4 Turbo Diesel, 5 speed, Turbo timer, TJM Winch bullbar, Elec. Mirrors & windows, Tow bar, Tow hooks, F.W. Hubs, Sun roof, 30" BFG tyres, 8" chrome MAG wheels. Wagon has REGO & WOF in GREAT running order. Sell or Trade ??? = W.H.Y. No motor trade.

Steve O'Callaghan - Ph.235 9849 or 021 131 0647

E-mail: o_callaghan_steve@hotmail.com

FASTLANE TYRES



BF Goodrich
TAKE CONTROL™

14 Hopper St, Wellington

PO Box 6817

Ph 384 4363 Fax 384 4163

Winter Specials (till end Sept)
Cash and Carry

31 x 10.5 R15 AT \$268 incl

31 x 10.5 R15 MT \$288 incl

32 x 11.5 R15 MT \$328 incl

33 x 12.5 R15 MT \$388 incl

265 70 R16 AT \$348 incl

265 75 R16 MT \$368 incl

Other sizes and brands on request

CCVC Driver Training 17/09/2006

Being a nice day etc and not having been round the coast for a while ...I decided to tag along with the Driver training...nice day, play in the sand etc.....I did book beforehand and pretended to be someone with a Rav 4...Steve really has a lot of patience with these people ...Anyway we all met up at the Wind Turbine car park where Steve was busy giving his newbie talk.....Then Eric Dodds turned up with a large digger on a truck. The weather was perfect, blue sky, no wind.....

We then went off with Marty at the tail with his Safari showing off new 35's which also looked like someone had been busy with a grinder cutting half of the body away. Well we were off....Marty had the bonnet up already....we headed off down the road and then he caught us up....

We then headed off down long gully down a gravel road and stopped where Steve explained how to drive down a hill in low..., then we slowly headed down with Eric in his digger pushing past.....he was clearing a slip on the track.

Down at the bottom we stopped, more talking.....then off we went for a nice easy drive thru the sand....well the sand was a bit soft and people did get

(Continued on page 26)

(Continued from page 25)

horribly stuck at one point.....the people near the tail did lower their tyres which helped.....The Daihatsu didn't get stuck (My Suzuki would have !!!), we went by and passed Gary who was helping a stuck vehicle "just keep on going" I was told....so I did.....I met up with the other vehicles and 2 min's later I heard over the radio "come back Jerry"So I went back into the sand and had to strop Gary and his jeep out....

We then kept going passed another bit and then thru a section of the beach where a Samurai had got bogged in the sand and stuck on the diff....wandered up and took a photo or 3.....wisely everyone was standing on a rock nearby as the tide was coming in.....what I didn't see was a big one come up and cover the rock soaking me....then it was my turn to go thru....after a short walk back.....went thru ok...

At the bowl area Steve had assembled the troops and started them on hill climbs, whilst we caught up on lunch, there was a wrecked Pajero a bit down the beach, which had apparently got caught in the tide, so took a few pics and wandered back.....by this time Steve had them in a circle (maybe he was expecting Indians to appear) doing the sidlings....

After this everyone headed back out and a couple of winching examples were setup, After a brief play in the sand (and the nice looking bog in the bowl area) we headed back out and back thru the area where the Zuk got stuck, a few vehicles got stuck, Gary went round a stuck Isuzu and then we saw an interesting recovery where Gary and Steve recovered a Patrol and the Isuzu in one manoeuvre.....one of the trainees made the remark that "was this 16wd?", Steve commented that his little Zuk was now stretched ! Further down other vehicles got stuck again, interesting seeing a Safari and a Isuzu driving sideways before getting stuck, after attempts to push etc Gary went to the rescue again and went midway, then we along the higher bit and then turned right at Gary's jeep and then drove lower down the beach.

On the way back we spotted a familiar Zebra striped FJ40 next to a bach.....Greg must be out here having a play.....Near the bottom of the long gully road a different Nissan broke down....Power steering hose....this was patched up with tape and up we went....at the radar station we aired up and then went home....

Gary deserves a scratchy and a beer for all the recoveries he did, Steve runs an excellent training day, Eric Dodds deserves a scratchy for clearing the track (as well as Ray as track lookout) the trip itself was a great day out....can't wait for the next one....

Jerry, K289

CROSS COUNTRY VEHICLE CLUB

2006 CLUB CHAMPS - ROUND 1

PATERSON'S FARM

30/09/2006



VEHICLE CLUB
Wellington (inc)

<u>Name</u>	<u>Vehicle</u>	<u>Std/Mod</u>	<u>Round 1</u>	<u>Place</u>
Pedro Osborne	Subaru	Modified	55.0	1
Dwayne Mead	Jeep	Modified	76.0	2
Mark Stockler	Toyota	Modified	98.5	3
Marcel van Dorrestein	Jeep	Modified	149.0	4
John Hughes	Trials Car	Standard	155.9	5
Jared Dodds	Suzuki	Modified	219.0	6
Steve Mercer	Suzuki	Modified	231.2	7
Dave Mahoney	Jeep	Modified	239.2	8
Mitch Seymour	Suzuki	Modified	239.6	9
Roger Seymour	Nissan	Modified	279.2	10
Andrew Gee	Jeep	Standard	280.0	11
Charles Odlin	Pajero	Modified	423.2	12
Susan Iorns	Jeep	Modified	462.8	13
Giles Sullivan	Nissan	Standard	467.0	14
Paul Adams	Pajero	Standard	472.5	15
Keil Behl	Suzuki	Standard	480.5	16
Lawrence Muir	Isuzu	Standard	510.3	17
Marty Chung	Nissan	Modified	524.2	18
Warren Perry	Toyota	Modified	623.4	19
Phil McConville	Pajero	Standard	627.1	20
Andy Rowden	Suzuki	Standard	682.5	21
Glen Bearman	Nissan	Standard	731.2	22
Neil Blackie	Land Rover	Modified	749.1	23
Terry Hughes	Nissan	Standard	761.6	24
Dennis O'Grady	Suzuki	Standard	765.6	25
Gary Rowden	Jeep	Standard	787.2	26
Ian Babot	Suzuki	Standard	864.9	27
Alex Currie	Nissan	Standard	873.3	28
Fran Bearman	Nissan	Standard	966.7	29
Simon Parker	Nissan	Standard	1043.8	30

Cross Country Vehicle Club (Wellington) Inc.

Trip Information Sheet



VEHICLE CLUB
Wellington (inc)

Annual Wellington South Coast Clean Up

Sat 14/10/2006

Organiser: Barry Insull

Description: Clean up from Red Rocks around the beach

Category: Family Shiny

Trip location(s):

Wellington South Coast/Red Rocks

Trip leader: Barry Insull

Home phone (04) 234 - 7757 Cellphone 0272404530

Trip fee \$0.00

Bookings are required.

Meeting point(s):

Owhiro Bay Quarry Car Park

Finishing point(s):

Where we started...

Dates:

Meeting time Sat 14/10/2006 09:30

Drivers briefing Sat 14/10/2006 09:45

Finish Sat 14/10/2006 13:30

Fuel required for: 50 kms.

Weather Restrictions:

Light rain/wind OK

Subject to landowners discretion

Possible vehicle damage expected on trip:

No damage likely

Trip suitable for:

Novice drivers

Dry



Wet



Average drivers



Experienced Drivers



Pets: Yes

Food: BYO Food

BYO Drinks

Vehicle Requirements:

Tow hooks front and rear

Recovery stop, shovel

First aid kit, fire extinguisher

Roll bar/cage for all soft/open tops

Low ratio gearbox

Club radio preferred

PRS radio preferred

Any tyres suitable

Track type:

Beach or sand

Mostly Some Optional

☒ ☐ ☐

Dirt roads and tracks

☒ ☐ ☐

Average ascents/descents

☒ ☐ ☐

Creeks, small rivers

☐ ☒ ☐

The Trip Leader is required by the Club Committee to turn away vehicles or drivers that do not comply with Trip Categories, or any special conditions indicated on this form.

Access to land is a privilege, not a right. Please comply with instructions from Trip Leaders and at all times respect the properties we drive on. Remember: "Abuse it and we'll lose it"

Notes: This Clean up is our special contribution to the Wellington Coastal area and will start with a 4x4 drive through the Te Kopahau Reserve (weather permitting) and finish with a BBQ at Red Rocks

Cross Country Vehicle Club (Wellington) Inc.

Trip Information Sheet



VEHICLE CLUB
Wellington (inc)

Bout time we visited Colin James (if he'd like visitors?)

Sun 15/10/2006

Organiser: Roger Seymour

Description:

Category: Shiny 4X4 to Club 4X4

Trip location(s):

Colin James' property, Whiteman's Valley

Trip leader: Roger Seymour

Home phone (04) 586 - 2518 Cellphone 021424351

Trip fee \$15.00

Bookings are required.

Meeting point(s):

Colin James Farm - Whitemans Valley

Finishing point(s):

Where we started...

Dates:

Book by... Sat 14/10/2006 00:00

Meeting time Sun 15/10/2006 09:00

Drivers briefing Sun 15/10/2006 09:15

Finish Sun 15/10/2006 16:00

Fuel required for: 80 kms.

Weather Restrictions:

Light rain/wind OK

Subject to landowners discretion

Listen to radio cancellation service

on NewstalkZB 1035AM from 08:00

Possible vehicle damage expected on trip:

Some bush marks possible

Heavy bush marks & scratches expected

Trip suitable for:

Dry Wet

Novice drivers

☐ ☐

Average drivers

☒ ☒

Experienced Drivers

☒ ☒

Pets: No

Food: BYO Food

BYO Drinks

Vehicle Requirements:

Tow hooks front and rear

Recovery strop, shovel

First aid kit, fire extinguisher

Roll bar/cage for all soft/open tops

Low ratio gearbox

Good mud tyres essential

Extra recovery gear an advantage

Track type:

Clay or mud

Average ascents/descents

Dirt roads and tracks

Steep ascents/descents

Mostly Some Optional

☒ ☐ ☐

☒ ☐ ☐

☐ ☒ ☐

☐ ☒ ☐

The Trip Leader is required by the Club Committee to turn away vehicles or drivers that do not comply with Trip Categories, or any special conditions indicated on this form.

Access to land is a privilege, not a right. Please comply with instructions from Trip Leaders and at all times respect the properties we drive on. Remember: "Abuse it and we'll lose it"

Notes: Tentative trip - location not confirmed at time of publishing. If we go to Colin's Farm it will be a challenging drive for the Shiny 4x4s

Cross Country Vehicle Club (Wellington) Inc.

Trip Information Sheet



VEHICLE CLUB
Wellington (inc)

Foxton Weekend - Sat 21/10/2006

Organiser: Ian Dixon

Description: many trips and get together over the long weekend at Foxton **Category:** Shiny 4X4 to Club 4X4

Trip location(s):
Foxton Coast

Trip leader: Ian Dixon
Home phone (04) 563 - 7610 Cellphone 0274576767

Trip fee \$0.00

Bookings are required.

Meeting point(s):

Bird Sanctuary Bollards, 50m past Foxton Beach Motor Camp gate.

Finishing point(s):

Where we started...

Dates:

Book by... Fri 20/10/2006 00:00

Meeting time Sat 21/10/2006 09:45

Drivers briefing Sat 21/10/2006 09:45

Finish Sat 21/10/2006 16:00

Fuel required for: 100 kms.

Weather Restrictions:

Light rain/wind OK

Subject to landowners discretion

Possible vehicle damage expected on trip:

No damage likely

Some bush marks possible

Trip suitable for:

Novice drivers

Average drivers

Experienced Drivers

Dry Wet

☐☒☒☒☒☒

Pets: No

Food: BYO Food

BYO Drinks

Vehicle Requirements:

Tow hooks front and rear

Recovery strop, shovel

First aid kit, fire extinguisher

Roll bar/cage for all soft/open tops

Low ratio gearbox

Club radio preferred

PRS radio preferred

Any tyres suitable

Track type:

Beach or sand

Average ascents/descents

Steep ascents/descents

Mostly Some Optional

☒☐☐☒☐☐☐☒☐

The Trip Leader is required by the Club Committee to turn away vehicles or drivers that do not comply with Trip Categories, or any special conditions indicated on this form.

Access to land is a privilege, not a right. Please comply with instructions from Trip Leaders and at all times respect the properties we drive on. Remember: "Abuse it and we'll lose it"

Notes: Trips will start with a session in the bowl if we get access, then probably head up the coast, McKenzie trail or even Himatangi.

Cross Country Vehicle Club (Wellington) Inc.

Trip Information Sheet



VEHICLE CLUB
Wellington (inc)

DEADWOOD - plus Marshals needed

Sun 22/10/2006

Organiser: Roger Seymour

Description:

Category: Hard Yakka

Trip location(s):

Aotea Block, Porirua

Trip leader: -tba-

Home phone Cellphone

Trip fee \$0.00

Bookings are required.

Meeting point(s):

Finishing point(s):

Dates:

Meeting time Sun 22/10/2006 00:00

Drivers briefing Sun 22/10/2006 00:00

Finish Sun 22/10/2006 00:00

Fuel required for: 0 kms.

Weather Restrictions:

Possible vehicle damage expected on trip:

Trip suitable for:

Dry

Wet

Novice drivers

☐☐

Average drivers

☐☐

Experienced Drivers

☐☐

Pets: No

Food: BYO Food

BYO Drinks

Vehicle Requirements:

Tow hooks front and rear

Recovery strop, shovel

First aid kit, fire extinguisher

Roll bar/cage for all soft/open tops

Low ratio gearbox

Roll bar/cage recommended all vehicles

Track type: Mostly Some Optional

The Trip Leader is required by the Club Committee to turn away vehicles or drivers that do not comply with Trip Categories, or any special conditions indicated on this form.

Access to land is a privilege, not a right. Please comply with instructions from Trip Leaders and at all times respect the properties we drive on. Remember: "Abuse it and we'll lose it"

Notes: Marshals are needed for this event - contact Ang, angemead@ihug.co.nz or Roger for arrangements

Cross Country Vehicle Club (Wellington) Inc.

Trip Information Sheet



VEHICLE CLUB
Wellington (inc)

Foxton Bowl and the McKenzie Trail

Sun 22/10/2006

Organiser: John Vruink

Description: YES- Family and Shiny 4x4

Category: Family Shiny to Club 4X4

Trip location(s):

Foxton Coast

Trip leader: John Vruink

Home phone (04) 567 - 1142 Cellphone 027 443 9981

Trip fee \$0.00

Bookings are required.

Meeting point(s):

Bird Sanctuary Bollards, 50m past Foxton Beach Motor Camp gate.

Finishing point(s):

Where we started...

Dates:

Book by... Fri 20/10/2006 00:00

Meeting time Sun 22/10/2006 10:00

Drivers briefing Sun 22/10/2006 10:05

Finish Sun 22/10/2006 16:30

Fuel required for: 150 kms.

Weather Restrictions:

Rain, hail or snow "We go"

Subject to landowners discretion

Possible vehicle damage expected on trip:

No damage likely

Some bush marks possible

Trip suitable for:

Dry

Wet

Novice drivers

☐☒

Average drivers

☒☒

Experienced Drivers

☒☒

Pets: No

Food: BYO Food

BYO Drinks

Vehicle Requirements:

Tow hooks front and rear

Recovery strop, shovel

First aid kit, fire extinguisher

Roll bar/cage for all soft/open tops

Low ratio gearbox

Club radio preferred

PRS radio preferred

Any tyres suitable

Track type:

Mostly Some Optional

Beach or sand

☒☐☐

Average ascents/descents

☒☐☐

Steep ascents/descents

☐☒☐

The Trip Leader is required by the Club Committee to turn away vehicles or drivers that do not comply with Trip Categories, or any special conditions indicated on this form.

Access to land is a privilege, not a right. Please comply with instructions from Trip Leaders and at all times respect the properties we drive on. Remember: "Abuse it and we'll lose it"

Notes: Talk to John about this trip, it may start in the bowl and head up the coast a way - please book.

Cross Country Vehicle Club (Wellington) Inc.

Trip Information Sheet



VEHICLE CLUB
Wellington (inc)

Foxton Weekend - Mon 23/10/2006

Organiser: Grant Purdie

Description: Fast trip through the McKenzie trail

Category: Club 4X4

Trip location(s):

Foxton Beach - McKenzie Trail

Trip leader: Grant Purdie

Home phone (04) 233 - 1192 Cellphone 021612216

Trip fee \$0.00

Bookings are required.

Meeting point(s):

Bird Sanctuary Bollards, 50m past Foxton Beach Motor Camp gate.

Finishing point(s):

Where we started...

Dates:

Book by... Fri 20/10/2006 00:00

Meeting time Mon 23/10/2006 09:30

Drivers briefing Mon 23/10/2006 09:30

Finish Mon 23/10/2006 15:00

Fuel required for: 150 kms.

Weather Restrictions:

Light rain/wind OK

Subject to landowners discretion

Possible vehicle damage expected on trip:

Some bush marks possible

Trip suitable for:

Dry Wet

Novice drivers

☐☐

Average drivers

☒☒

Experienced Drivers

☒☒

Pets: No

Food: BYO Food

BYO Drinks

Vehicle Requirements:

Tow hooks front and rear

Recovery strop, shovel

First aid kit, fire extinguisher

Roll bar/cage for all soft/open tops

Low ratio gearbox

Club radio or PRS required

Track type:

Mostly Some Optional

Beach or sand

☒☐☐

Average ascents/descents

☒☐☐

Steep ascents/descents

☐☒☐

The Trip Leader is required by the Club Committee to turn away vehicles or drivers that do not comply with Trip Categories, or any special conditions indicated on this form.

Access to land is a privilege, not a right. Please comply with instructions from Trip Leaders and at all times respect the properties we drive on. Remember: "Abuse it and we'll lose it"

Notes:

Cross Country Vehicle Club (Wellington) Inc.

Trip Information Sheet



VEHICLE CLUB
Wellington (inc)

4WD Driver Training - Sat 28/10/2006

Organiser: Steve Mercer

Description:

Category: Family Shiny

Trip location(s):

Trip leader: Steve Mercer

Home phone 042331121 Cellphone 0274422898

Bookings are required.

Trip fee \$7.00

Meeting point(s):

see notes section

Finishing point(s):

see notes section

Dates:

Meeting time Sat 28/10/2006 09:30

Drivers briefing Sat 28/10/2006 09:40

Finish Sat 28/10/2006 15:30

Fuel required for: 100 kms.

Weather Restrictions:

Rain, hail or snow "We go"

Subject to landowners discretion

Listen to radio cancellation service

on NewstalkZB 1035AM from 08:00

Possible vehicle damage expected on trip:

No damage likely

Trip suitable for:

Dry Wet

Novice drivers

☒ ☒

Average drivers

☒ ☒

Experienced Drivers

☒ ☒

Pets: No

Food: BYO Food

BYO Drinks

Vehicle Requirements:

Tow hooks front and rear

Recovery strop, shovel

First aid kit, fire extinguisher

Roll bar/cage for all soft/open tops

Low ratio gearbox

Any tyres suitable

Track type:

Beach or sand

Average ascents/descents

Gravel

Dirt roads and tracks

Clay or mud

Creeks, small rivers

Mostly Some Optional

☒ ☐ ☐

☒ ☐ ☐

☐ ☒ ☐

☐ ☒ ☐

☐ ☒ ☐

☐ ☒ ☐

The Trip Leader is required by the Club Committee to turn away vehicles or drivers that do not comply with Trip Categories, or any special conditions indicated on this form.

Access to land is a privilege, not a right. Please comply with instructions from Trip Leaders and at all times respect the properties we drive on. Remember: "Abuse it and we'll lose it"

Notes: Bookings essential. A training booklet will be sent out and MUST be read before the trip.
\$80 Subscription fee will apply to non-members.

Cross Country Vehicle Club (Wellington) Inc.

Trip Information Sheet



VEHICLE CLUB
Wellington (inc)

Boiler Gully - with the Club trucks

Sat 28/10/2006

Organiser: Grant Purdie

Description:

Category: Shiny 4X4 to Club 4X4

Trip location(s):

Akatarawa Forest - Boiler Gully

Trip leader: Grant Purdie

Home phone (04) 233 - 1192 Cellphone 021612216

Trip fee \$15.00

Bookings are required.

Meeting point(s):

Moonshine/Haywards corner

Finishing point(s):

Bulls Run Road - Moonshine

Dates:

Meeting time Sat 28/10/2006 09:30

Drivers briefing Sat 28/10/2006 09:30

Finish Sat 28/10/2006 16:30

Fuel required for: 100 kms.

Weather Restrictions:

Rain, hail or snow "We go"

Subject to landowners discretion

Possible vehicle damage expected on trip:

Some bush marks possible

Trip suitable for:

Dry

Wet

Novice drivers

☐☐

Average drivers

☒☒

Experienced Drivers

☒☒

Pets: No

Food: BYO Food

BYO Drinks

Vehicle Requirements:

Tow hooks front and rear

Recovery strop, shovel

First aid kit, fire extinguisher

Roll bar/cage for all soft/open tops

Low ratio gearbox

Club radio preferred

PRS radio preferred

Good mud tyres essential

Track type:

Mostly Some Optional

Clay or mud

☒☐☐

Average ascents/descents

☒☐☐

Dirt roads and tracks

☐☒☐

Creeks, small rivers

☐☒☐

The Trip Leader is required by the Club Committee to turn away vehicles or drivers that do not comply with Trip Categories, or any special conditions indicated on this form.

Access to land is a privilege, not a right. Please comply with instructions from Trip Leaders and at all times respect the properties we drive on. Remember: "Abuse it and we'll lose it"

Notes: Joint trip round the Aka's with the club 4x4's

Cross Country Vehicle Club (Wellington) Inc.

Trip Information Sheet



VEHICLE CLUB
Wellington (inc)

10 hour track in the light - Sat 04/11/2006

Organiser: Roger Seymour

Description:

Category: Club 4X4 to Hard Yakka

Trip location(s):

Akatarawa Forest

Trip leader: Roger Seymour

Home phone (04) 586 - 2518 Cellphone 021424351

Trip fee \$15.00

Bookings are required.

Meeting point(s):

Totara park bridge

Finishing point(s):

Where we started...

Dates:

Meeting time Sat 04/11/2006 09:30

Drivers briefing Sat 04/11/2006 09:30

Finish Sat 04/11/2006 16:30

Fuel required for: 100 kms.

Weather Restrictions:

Rain, hail or snow "We go"

Subject to landowners discretion

Possible vehicle damage expected on trip:

Heavy bush marks & scratches expected

Some damage to sills & corners possible

Trip suitable for:

Dry Wet

Novice drivers

☐ ☐

Average drivers

☒ ☒

Experienced Drivers

☒ ☒

Pets: No

Food: BYO Food

BYO Drinks

Vehicle Requirements:

Tow hooks front and rear

Recovery stop, shovel

First aid kit, fire extinguisher

Roll bar/cage for all soft/open tops

Low ratio gearbox

Club radio or PRS required

Good mud tyres essential

Extra recovery gear an advantage

Track type:

Mostly Some Optional

Clay or mud

☒ ☐ ☐

Average ascents/descents

☒ ☐ ☐

Dirt roads and tracks

☐ ☒ ☐

Deep mud holes

☐ ☒ ☐

Steep ascents/descents

☐ ☒ ☐

The Trip Leader is required by the Club Committee to turn away vehicles or drivers that do not comply with Trip Categories, or any special conditions indicated on this form.

Access to land is a privilege, not a right. Please comply with instructions from Trip Leaders and at all times respect the properties we drive on. Remember: "Abuse it and we'll lose it"

Notes: Roger doesn't know I've put this in the magazine so please book !

Cross Country Vehicle Club (Wellington) Inc.

Trip Information Sheet

Guy Fawkes - Sat 04/11/2006

Organiser: John Vruink



VEHICLE CLUB
Wellington (inc)

Description: Guy Fawkes BBQ - Bangers and Bangers Category: Family Shiny

Trip location(s):

Trip leader: Ron Wadham
Home phone (04) 563 - 7907 Cellphone 0252106455

Bookings are required.

Trip fee \$0.00

Meeting point(s):

Old Makara Garage - Makara Village

Finishing point(s):

Terawhiti Station gate

Dates:

Book by... Thu 02/11/2006 00:00

Meeting time Sat 04/11/2006 13:00

Drivers briefing Sat 04/11/2006 13:20

Finish Sat 04/11/2006 23:30

Fuel required for: 60 kms.

Weather Restrictions:

Light rain/wind OK

Possible vehicle damage expected on trip:

No damage likely

Some bush marks possible

Trip suitable for:

Dry Wet

Novice drivers

☒ ☒

Average drivers

☐ ☐

Experienced Drivers

☐ ☐

Pets: No

Food: BYO Drinks

BBQ Provided

BBQ Food Provided

Vehicle Requirements:

Tow hooks front and rear

Recovery strap, shovel

First aid kit, fire extinguisher

Roll bar/cage for all soft/open tops

Low ratio gearbox

Club radio preferred

Any tyres suitable

Mud tyres preferable

Track type:

Mostly Some Optional

Gravel

☐ ☒ ☐

Dirt roads and tracks

☐ ☒ ☐

Clay or mud

☐ ☒ ☐

Creeks, small rivers

☐ ☒ ☐

Average ascents/descents

☐ ☒ ☐

Steep ascents/descents

☐ ☒ ☐

Deep mud holes

☐ ☐ ☒

The Trip Leader is required by the Club Committee to turn away vehicles or drivers that do not comply with Trip Categories, or any special conditions indicated on this form.

Access to land is a privilege, not a right. Please comply with instructions from Trip Leaders and at all times respect the properties we drive on. Remember: "Abuse it and we'll lose it"

Notes: Bookings are for BBQ at \$10/ adult with John Vruink 027 443-9981 or 567-1142. Land access fee waived by owner as a thank you for cleaning Plastic Bay in Keep NZ Beautiful week. BYO fireworks, camp-over welcome & drive out Sunday morning. Visitor fee still = \$20

Cross Country Vehicle Club (Wellington) Inc.

Trip Information Sheet



VEHICLE CLUB
Wellington (inc)

Fun / Kids Family 4wd Gynkhana - Sat 11/11/2006

Organiser: Peter Osborne

Description: Low key 4wd - novelty stuff - family fun day
Category: Family Shiny

Trip location(s):
Aotea Block, Porirua

Trip leader: Peter Osborne
Home phone 042341206 Cellphone 0212488527

Trip fee \$15.00

Bookings are required.

Meeting point(s):
Aotea Block, Porirua

Finishing point(s):
Where we started...

Dates:

Book by... Wed 08/11/2006 00:00
Meeting time Sat 11/11/2006 09:30
Drivers briefing Sat 11/11/2006 09:31
Finish Sat 11/11/2006 15:00

Fuel required for: 20 kms.

Weather Restrictions:
Dry day only
Light rain/wind OK

Possible vehicle damage expected on trip:
No damage likely

Trip suitable for:	Dry	Wet
Novice drivers	<input checked="" type="checkbox"/>	<input checked="" type="checkbox"/>
Average drivers	<input type="checkbox"/>	<input type="checkbox"/>
Experienced Drivers	<input type="checkbox"/>	<input type="checkbox"/>

Pets: No
Food: BYO Drinks
BBQ Provided
BBQ Food Provided

Vehicle Requirements:

Tow hooks front and rear
Recovery strop, shovel
First aid kit, fire extinguisher
Roll bar/cage for all soft/open tops
Low ratio gearbox
Any tyres suitable

Track type:	Mostly	Some	Optional
Gravel	<input type="checkbox"/>	<input checked="" type="checkbox"/>	<input type="checkbox"/>
Dirt roads and tracks	<input type="checkbox"/>	<input checked="" type="checkbox"/>	<input type="checkbox"/>
Clay or mud	<input type="checkbox"/>	<input checked="" type="checkbox"/>	<input type="checkbox"/>
Creeks, small rivers	<input type="checkbox"/>	<input checked="" type="checkbox"/>	<input type="checkbox"/>
Average ascents/descents	<input type="checkbox"/>	<input checked="" type="checkbox"/>	<input type="checkbox"/>

The Trip Leader is required by the Club Committee to turn away vehicles or drivers that do not comply with Trip Categories, or any special conditions indicated on this form.

Access to land is a privilege, not a right. Please comply with instructions from Trip Leaders and at all times respect the properties we drive on. Remember: "Abuse it and we'll lose it"

Notes: BBQ Lunch, Bring the kids & partners, get them involved!!, driving, games, lolly scrambles, FUN DAY for all. No damage, low key 4wd, Novelty stuff, if you got a idea let me know so we can organize it, it's your day to.



Trip Categories

Family Shiny:

Description: Family trip. These trips will be straightforward and will usually include some degree of guidance in driving techniques as necessary.

Drivers: Particularly suited to family outings and drivers new to off-road driving, this category is also open to anybody who enjoys this style of trip.

Members: Anybody is welcome, especially prospective new members.

Vehicles: An important objective is minimal challenge and minimal risk to vehicles. Club safety equipment is mandatory for club members; it is not mandatory for non-members although it is recommended for vehicles once their drivers have participated in one or two trips. All open or soft-top vehicles must have a roll bar or roll cage.

Shiny 4x4:

Description: More difficult family trips, for shiny wagons and drivers *with some experience* who want more challenge and don't mind minor bush marks etc on their vehicles.

Drivers: Must have some experience, preferably from the driver training provided by the club.

Particularly important are experience in stopping, failed hill climbs, steep descents and sidings.

Members: These trips are for members only. Prospective members and visitors are welcome if they can demonstrate to the Trip Leader they are members of another club and have adequate experience.

Vehicles: Vehicles must have mud tyres, tow hooks and all the required equipment per the club's document "Vehicle & Equipment Inspections". This applies to all vehicles on the trip. All open or soft-top vehicles must have a roll bar or roll cage.

Club 4x4:

Description: Challenging trips, for experienced drivers. There will be steep and challenging terrain, modestly deep water and mud, likelihood of bush marks.

Drivers: Must have experience beyond that required for Shiny 4x4 trips, including water crossings and vehicle recovery.

Members: These trips are for members only. Prospective members and visitors are welcome if they can demonstrate to the Trip Leader they are members of another club and have adequate experience.

Vehicles: Must have mud tyres, tow hooks and all the required equipment per the club's document "Vehicle & Equipment Inspections". This applies to all vehicles on the trip. Accessories such as high-lift jacks, externally mounted spare tyre, bush bars and multiple jacking points are of advantage. Winches are often particularly useful. Generally a short wheelbase vehicle is better suited for the tight tracks. All open or soft-top vehicles must have a roll bar or roll cage.

Hard Yakka:

Description: Difficult trips with very challenging terrain and surfaces, where winching, digging, and vehicle damage are all a possibility!

Drivers: Experienced drivers only.

Members: These trips are for members only. Prospective members and visitors are welcome if they can demonstrate to the Trip Leader they are members of another club and have adequate experience.

Vehicles: As per the Club 4x4 category. In addition, a roll-bar or roll-cage is recommended for all vehicles on Hard Yakka trips. All open or soft-top vehicles must have a roll bar or roll cage. Often a winch is mandatory on a Hard Yakka trip; this will be specified on the Trip Information Sheet.

It should also be noted that if a trip does not have a Trip Information Sheet in the Chronicle or it doesn't appear on the CCVC website, then it may not be an official club trip and the club insurance policy may not apply.



More Trip Details

Skills & Experience Pre-Requisites:

Family Shiny

All Participants

No pre-requisites

Shiny 4x4

Non Members

Cannot participate

Members

CCVC Driver Training and participated in at least 2 Family Shiny trips after becoming a member.

Members of other 4WD Club

Visitors are welcome if they can demonstrate to the Trip Leader they are members of another 4WD club and have adequate experience.

Club 4x4

Non Members

Cannot participate

Members

CCVC Driver Training and participated in at least 2 Shiny 4x4 trips after becoming a member.

Members of other 4WD Club

Visitors are welcome if they can demonstrate to the Trip Leader they are members of another 4WD club and have adequate experience.

Hard Yakka

Non Members

Cannot participate

Members

CCVC Driver Training and participated in at least 3 Club 4x4 trips after becoming a member.

Members of other 4WD Club

Visitors are welcome if they can demonstrate to the Trip Leader they are members of another 4WD club and have adequate experience.

Cancellation Service.

We have a cancellation service for trips. What! Cancel a trip! It hardly ever happens, in reality sometimes the conditions are just too unpleasant or factors beyond our control that take out the property or the organisers.

So we have registered with Newstalk ZB (1035 AM, and used to be known as 2ZB) who will broadcast any cancellations on the hour every hour from 6:00am. We will endeavour to show on the Trip Information Sheet which times to listen.

Trip Departure Times.

To avoid people arriving at the last minute for a trip, missing the drivers briefing, delaying the trip and generally causing confusion, we'd like to clarify the meaning of the times shown on the Trip Information Sheets.

Meeting Date & Time:

The time you are requested to be at the trip meeting point, to give you a chance to get into position, let your tyres down, and to give the Trip Leader time to collect your details before the Drivers Briefing.

Drivers Briefing Date & Time:

The time that the Trip Leader will explain the trip to drivers, including any special instructions, safety briefing and points of interest.

Departure Date & Time:

The time that the trip will actually drive away.

Date	Name	Organiser	Category	Place	Status	Notes
October 2006						
Saturday 7th	Red Rocks	Ray Harkness	Family Shiny	Wellington South Coast/Red Rocks	Confirmed	
Saturday 7th	Up the Gully at Judd's Farm	John Hughes	Club 4X4 / Hard Yakka	Judd's Farm	Confirmed	
Sunday 8th	New Date - Terawhiti in the Sunshine	Ron Wadham	Family Shiny	Terawhiti Station	Confirmed	
Sunday 8th	Rallywoods adventure	Neil Blackie	Club 4X4	Rally woods - Green Hut	Confirmed	
Monday 9th	60K	Antony Royal	Meeting - 19:30			
Monday 9th	Belmont Regional Park	Roger Seymour	Meeting - 19:30			
Wednesday 11th	Club Night	-tba-	Meeting - 19:30	Petone Working Men's Club, Udy St		
Saturday 14th	Annual Wellington South Coast Clean Up	Barry Insull	Family Shiny	Wellington South Coast/Red Rocks	Confirmed	
Sunday 15th	Bout time we visited Colin James (if he'd like visitors?)	Roger Seymour	Shiny 4X4 / Club 4X4	Colin James' property, Whiteman's Valley	Tentative	
Monday 16th	Safety Sub-Committee	-tba-	Meeting - 19:30			
Saturday 21st	Foxton Weekend	Ian Dixon	Shiny 4X4 / Club 4X4	Foxton Coast	Confirmed	
Sunday 22nd	DEADWOOD - plus Marshals needed	Roger Seymour	Hard Yakka	Aotea Block, Porirua	Confirmed	
Sunday 22nd	Foxton Bowl and the McKenzie Trail	John Vruink	Family Shiny / Club 4X4	Foxton Coast	Confirmed	
Monday 23rd	Foxton Weekend	Grant Purdie	Club 4X4	Foxton Beach - McKenzie Trail	Confirmed	
Monday 23rd	Labour Day	-tba-	Meeting - 19:30			
Wednesday 25th	Committee	-tba-				
Saturday 28th	4WD Driver Training	Steve Mercer	Training (Driver Practical)			
			Family Shiny			
Saturday 28th	Boiler Gully - with the Club trucks	Grant Purdie	Shiny 4X4 / Club 4X4	Akatarawa Forest - Boiler Gully	Confirmed	

Date	Name	Organiser	Category	Place	Status	Notes
November 2006						
Saturday 4th	10 hour track in the light	Roger Seymour	Club 4X4 / Hard Yakka	Akatarawa Forest	Confirmed	
Saturday 4th	Guy Fawkes	John Vruink	Family Shiny		Confirmed	bookings required - to John Vruink please
Wednesday 8th	Club Night	-tba-	Meeting - 19:30	Petone Working Men's Club, Udy St		
Saturday 11th	Fun / Kids Family 4wd Gynkhana	Peter Osborne	Family Shiny	Aotea Block, Porirua	Confirmed	
Sunday 12th	Team Challenge event	Neil Blackie	Club 4X4			
Monday 13th	Belmont Regional Park	Roger Seymour	Meeting - 19:30			
Saturday 18th	Christmas Party	John Vruink	Event		Confirmed	
Saturday 18th	Round the Akatarawa Forest & out to the Christmas party	Ron Wadham	Family Shiny	Akatarawa Forest		
Saturday 18th	Working Bee Sutherlands Track	Ray Harkness	Shiny 4X4	Sutherland's Track	Confirmed	see trip sheet notes please
Sunday 19th	Back up Odlin's Road	-tba-	Club 4X4			
Monday 20th	ARAC Committee	-tba-	Meeting - 19:00			
Thursday 23rd	FBCC Committee	-tba-	Meeting - 19:00	Foxton Beach - PALS Building		
Saturday 25th	The Ruts	Ian Dixon	Shiny 4X4 / Club 4X4	Akatarawa Forest - Ruts		
Sunday 26th	Cattle Ridge	Ray Harkness	Family Shiny / Shiny 4X4	Cattle Ridge & Orongorongo Valley	Tentative	

Date	Name	Organiser	Category	Place	Status	Notes
November 2006						
Sunday 26th	National Trial Series Round 2 - Waikato	-tba-	Event		Confirmed	
Wednesday 29th	Committee	-tba-	Meeting - 19:30			

Date	Name	Organiser	Category	Place	Status	Notes
December 2006						
Saturday 2nd	Club Champs Round 2	Andrew Farmer	Shiny 4X4	Gill's Farm	Confirmed	
Sunday 3rd	4WD Driver Training	Steve Mercer	Training (Driver Practical)			
			Family Shiny			
Monday 4th	Trip Leaders' Forum	-tba-	Meeting - 19:30	Petone Working Men's Club, Udy St		
Saturday 9th	Interclub champs - round 1	Windy City Off Roaders Inc	Club 4X4	Rallywoods	Confirmed	Details to be confirmed later. Go into Rallywoods on Saturday, stay overnight, competition on Sunday.
Saturday 9th	North Range Road - check out the changes	-tba-	Family Shiny	North Range Rd		
Monday 11th	Belmont Regional Park	Roger Seymour	Meeting - 19:30	Petone Working Men's Club, Udy St		
Wednesday 13th	Club Night	-tba-	Meeting - 19:30			
Saturday 16th	Ride the Roller Coaster	Roger Seymour	Hard Yakka	Akatarawa Forest - Roller Coaster	Confirmed	
Sunday 17th	Advanced Driver Training / Shiny Competition	-tba-	Shiny 4X4			
Monday 18th	Safety Sub-Committee	-tba-	Meeting - 19:30			
Monday 25th	Christmas Day	-tba-				
Tuesday 26th	Boxing Day	-tba-				





www.wgtn4wd.co.nz



Repairs and maintenance of all
off road vehicles.


Modifications a speciality.

CCVC safety inspections

Contact Carl at

Wellington 4WD Specialists Ltd
26 Hawkins Street
Lower Hutt

Phone (04) 976 5325, Fax (04) 976 5313
or 027 201 2529



VEHICLE CLUB
Wellington (inc)



If undeliverable, please return to PO Box 38-762, Te Puni, Wellington